

HEDGE TRIMMERS

A Cut Above the Rest!

For professionals who demand performance, ECHO Hedge Trimmers deliver. They're tough, reliable and loaded with features including a throttle lock-out to help prevent accidental blade engagement, commercial-grade gear cases and cutting blades for the heaviest applications, and vibration-reducing engine mounts and padded handles for operator comfort. Every hedge trimmer uses ECHO-exclusive, laser cut and precision ground RazorEdge™ blades. All ECHO Hedge Trimmers are backed by a 5-year consumer and 2-year commercial warranty.



ECHO Hedge Trimmer Features and Benefits

- A** Tool-less air filter cover for easy access
- B** Commercial-grade felt air filter for improved filtration
- C** 2-Stage air filter for improved filtration and long engine life
- D** Purge bulb for easy starting
- E** i-30™ starting system for easy starting
- F** RazorEdge™ laser-cut, double-reciprocating blades for long-lasting sharpness
- G** Blade design with three cutting edges for efficient clean cuts
- H** Grease-able gear case for easy maintenance and longer life
- I** Rigid support bars for straighter and more precise cuts
- J** Tip guard prevents blade contact with buildings, fences or the ground for operator safety
- K** Front hand safety guard for preventing accidental contact with blades
- L** 5-position rotating handle for a variety of cutting positions
- M** Vibration-reduction system isolates front and rear handles from engine and gearcase/blade vibration for operator comfort
- N** Front and rear handles with rubber grip for increased comfort and control



HC-152

High-performing 20" hedge trimmer.

- 21.2 cc professional-grade, 2-stroke engine
- 20" RazorEdge™ blades

A B D F G H I J K



HC-155

Improved features and 24" blade length.

- 21.2 cc professional-grade, 2-stroke engine
- 24" RazorEdge™ blades
- Re-designed ergonomic rear handle
- Improved gear box

A B D E F G H I J K



HC-165

Versatile rotating handle and 24" blade length.

- 21.2 cc professional-grade, 2-stroke engine
- 24" RazorEdge™ blades
- 5-position rotating handle
- Ergonomic handle with rubber grip

A B D E F G H I J K L M N



HC-185

Versatile rotating handle and 30" blade length.

- 21.2 cc professional-grade, 2-stroke engine
- 30" RazorEdge™ blades
- 5-position rotating handle
- Ergonomic handle with rubber grip

A B D E F G H I J K L M N




HC-235

Heavy-duty, single-sided performance and 30" blade length.

- 21.2 cc professional-grade, 2-stroke engine
- 30" RazorEdge™ blades
- Vibration-reduction system
- Commercial-duty air filtration

A B D E F G H I J K M

Deflector Shield
Part 99945100010



HC-245

Heavy-duty, single-sided performance and 40" blade length.

- 21.2 cc professional-grade, 2-stroke engine
- 40" RazorEdge™ blades
- Vibration-reduction system
- Commercial-duty air filtration

A B D E F G H I J K M N


Deflector Shield
Part 99945100010



For more information on ECHO Hedge Trimmers including specifications, attachments and accessories, scan this QR code with your smartphone's QR code app.



HEDGE TRIMMERS



RAZOR EDGE™ BLADES



i-30™ STARTING SYSTEM



ROTATING HANDLE



SHC-225

Comfortable, shafted design and 20" blade length.

- 21.2 cc professional-grade, 2-stroke engine
- 20" RazorEdge™ blades
- 33" shaft length
- Ergonomic handle with rubber grip

A B D E F G H I J K M



SHC-225S

Reduced length, shafted design and 20" blade length.

- 21.2 cc professional-grade, 2-stroke engine
- 20" RazorEdge™ blades
- 20" shaft length
- Ergonomic handle with rubber grip

A B D E F G H I J K M



SHC-266

Extra long-reach, increased power and 20" blade length.

- 25.4 cc professional-grade, 2-stroke engine
- 20" RazorEdge™ blades
- 51" shaft length
- 7° angled shaft to allow operation away from hedge

A B C D E F G H I J M N




HCA-266

A 59" shaft for long-reach cutting ability and 180° of operational articulation.

- 25.4 cc 2-stroke engine
- 20" double-sided, double-reciprocating RazorEdge™ blades
- Articulating gear case allows blade adjustment in 15° increments with a total range of 180°

A B C D E F G H I J K M N



HEDGE TRIMMER SPECIFICATIONS

Hedge Trimmer Model	Engine Disp. (cc)	Carb. (w/Purge Pump)	Starting System	Fuel Cap. (fl. oz.)	Blade Length (in)	Shaft Length (in)	Double-reciprocating Cutter Type	Dry Weight (lb)
HC-152	21.2	Rotary	Standard	15.6	20	N.A.	Double sided	11.7
HC-155	21.2	Rotary	i-30™	16.9	24	N.A.	Double sided	11.5
HC-165	21.2	Rotary	i-30™	16.9	24	N.A.	Double sided	12.3
HC-185	21.2	Rotary	i-30™	16.9	30	N.A.	Double sided	12.5
HC-235	21.2	Rotary	i-30™	16.9	30	N.A.	Single sided	12.8
HC-245	21.2	Rotary	i-30™	16.9	40	N.A.	Single sided	14
SHC-225S	21.2	Rotary	i-30™	14.9	20	20	Double sided	13.3
SHC-225	21.2	Rotary	i-30™	14.9	20	33	Double sided	13.7
SHC-266	25.4	Rotary	i-30™	16.9	20	51	Double sided	14.5
HCA-266	25.4	Rotary	i-30™	16.9	20	59	Double sided	15.3